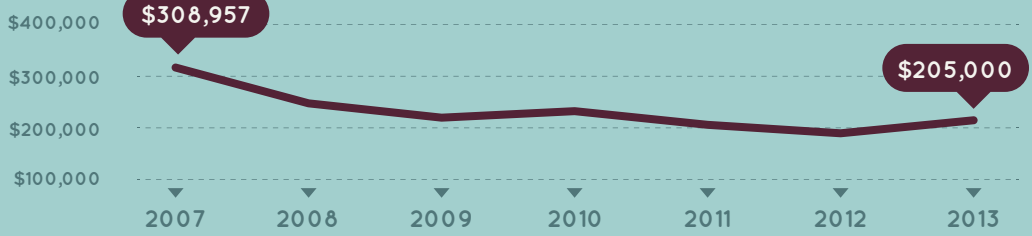




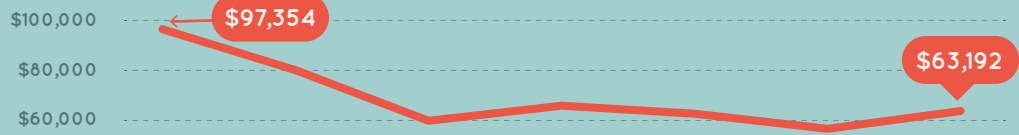
LATINOS & HOUSING

IN RHODE ISLAND

MEDIAN SALE PRICE OF SINGLE-FAMILY HOMES

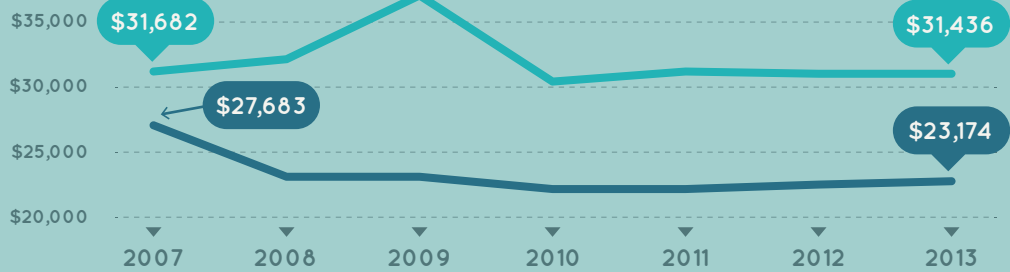


INCOME NEEDED TO AFFORD THIS

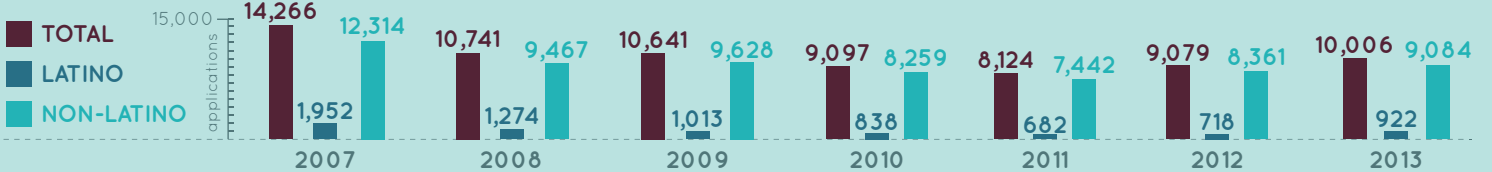


RENTER HOUSEHOLD INCOMES

NON-LATINO
LATINO

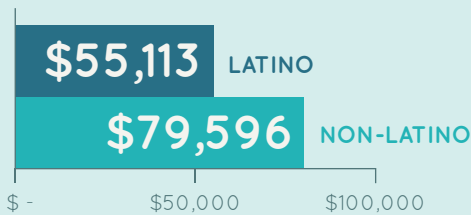


HOME MORTGAGE APPLICATIONS 2007-2013

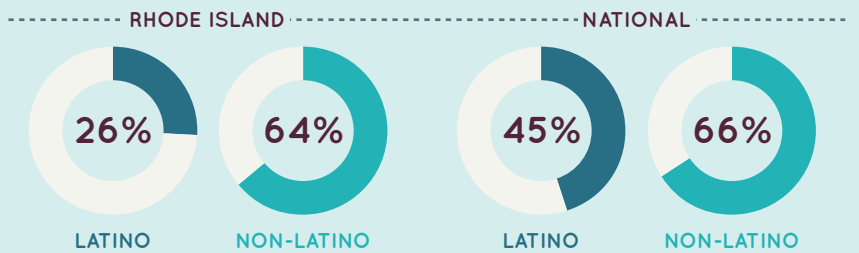


HOMEOWNER HOUSEHOLDS • 2013

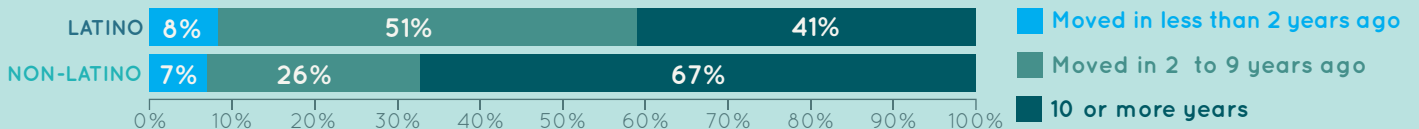
OWNER INCOMES



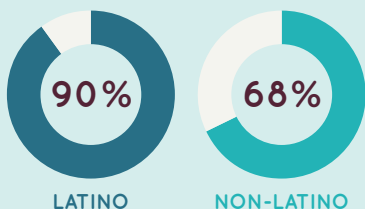
OWNERSHIP RATE



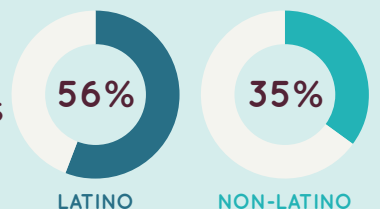
LENGTH OF OWNERSHIP



OWNERS WITH MORTGAGES



COST BURDENED MORTGAGE HOLDERS



A joint project from:



Sources: Rhode Island Association of Realtors and Statewide Multiple Listing Service. All prices adjusted for inflation in 2013 dollars.

HousingWorks RI at RWU analysis of U.S. Census Bureau American Community Survey Public Use Microdata Sample, 1-year, 2007-2013, Rhode Island. All incomes have been adjusted for inflation in 2013 dollars.

Federal Reserve Bank of Boston Home Mortgage Disclosure Act data 2007-2013.